



Head Detail

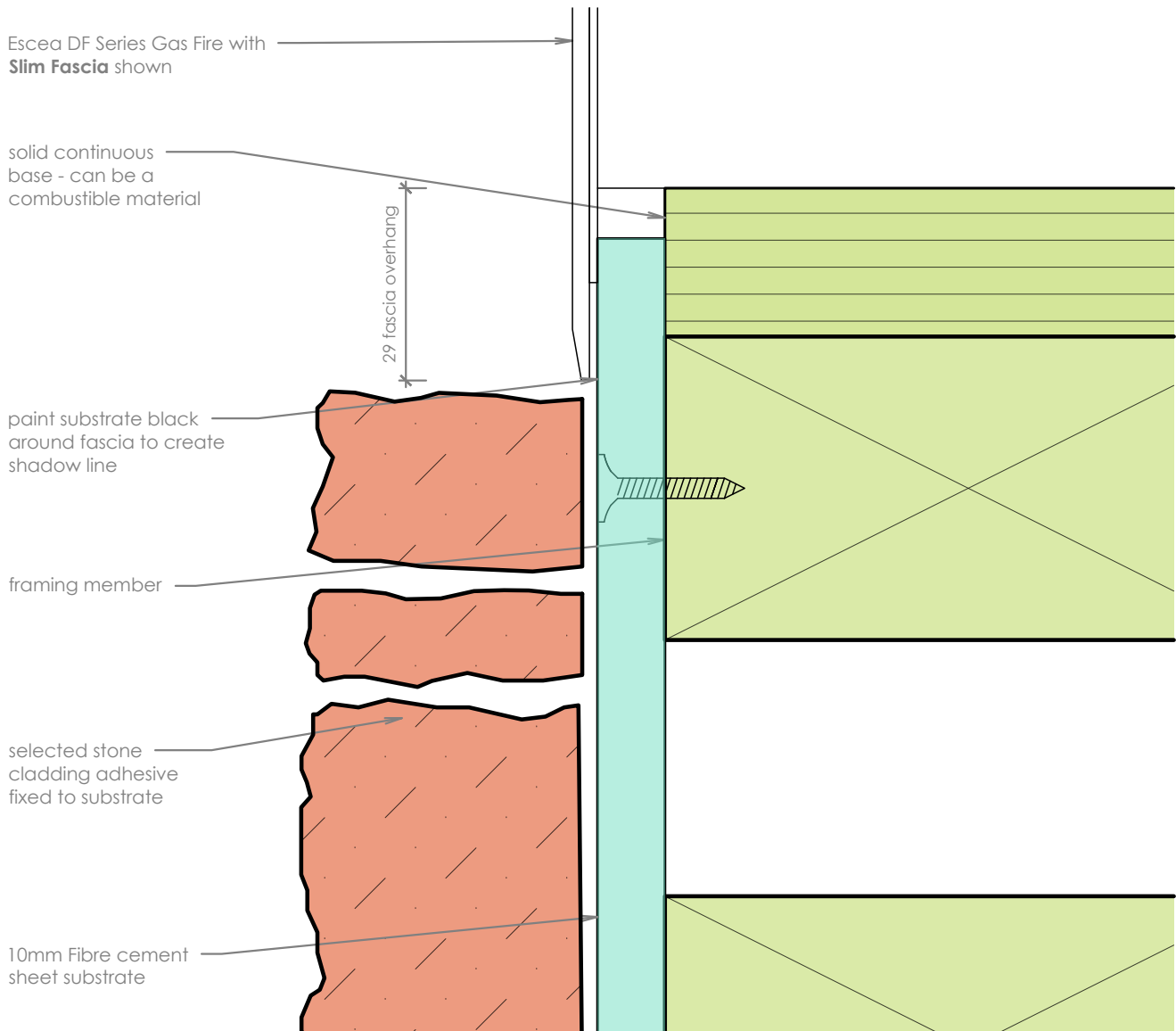
scale 1:1

Notes:

- DO NOT SCALE OFF THESE DRAWINGS. All dimensions are in mm.
- This detail is to assist in the installation of a **Stacked Stone finish** to the DF700, DF960 or DF990 Gas Fireplace using the **Slim Fascia**.
- Consider noise attenuation within timber framed cavities. It is advisable to restrain fire to avoid movement.
- Powdercoated fascia's can be easily damaged - handle with care.
- This technical sheet must be read in conjunction with the Escea DF Series Installation Manual, the latest version can be found on our website at www.escea.com.

GENERAL CONSTRUCTION AND FINISHES SHOWN INDICATIVE ONLY

Contact the **ESCEA Architectural Advisory Team** for assistance with the specification of this fire - aa@escea.com



Base Detail

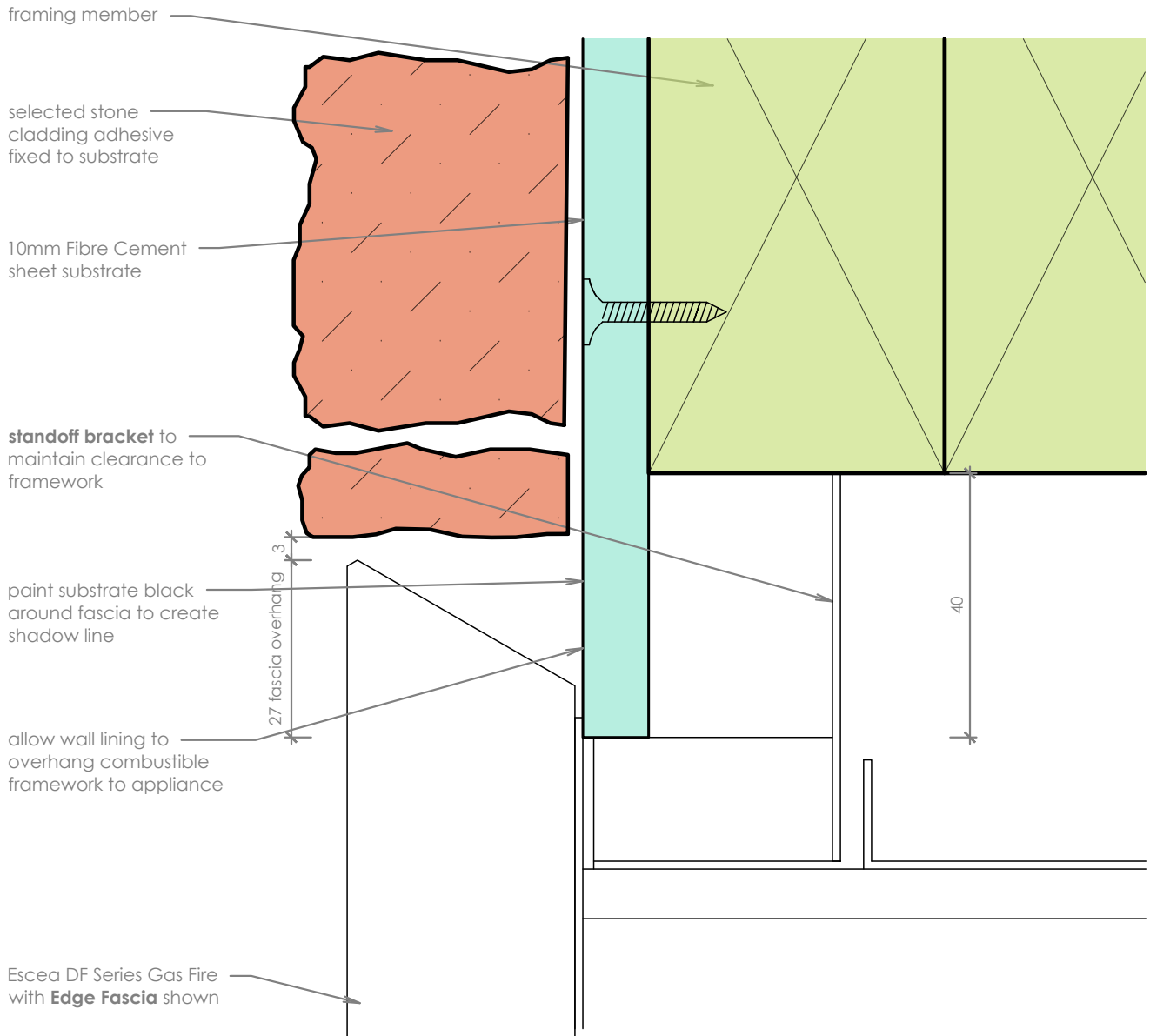
scale 1:1

Notes:

- This detail is to assist in the installation of a **Stacked Stone finish** to the DF700, DF960 or DF990 Gas Fireplace using the **Slim Fascia**.
- Consider noise attenuation within timber framed cavities. It is advisable to restrain fire to avoid movement.
- Powdercoated fascia's can be easily damaged - handle with care.
- Give consideration to the overhang of the fascia when setting up the fire - base of the appliance must be at least 30mm above the any adjacent horizontal surface.
- This technical sheet must be read in conjunction with the Escea DF Series Installation Manual, the latest version can be found on our website at www.escea.com.

GENERAL CONSTRUCTION AND FINISHES SHOWN INDICATIVE ONLY

Contact the **ESCEA Architectural Advisory Team** for assistance with the specification of this fire - aa@escea.com



Head Detail

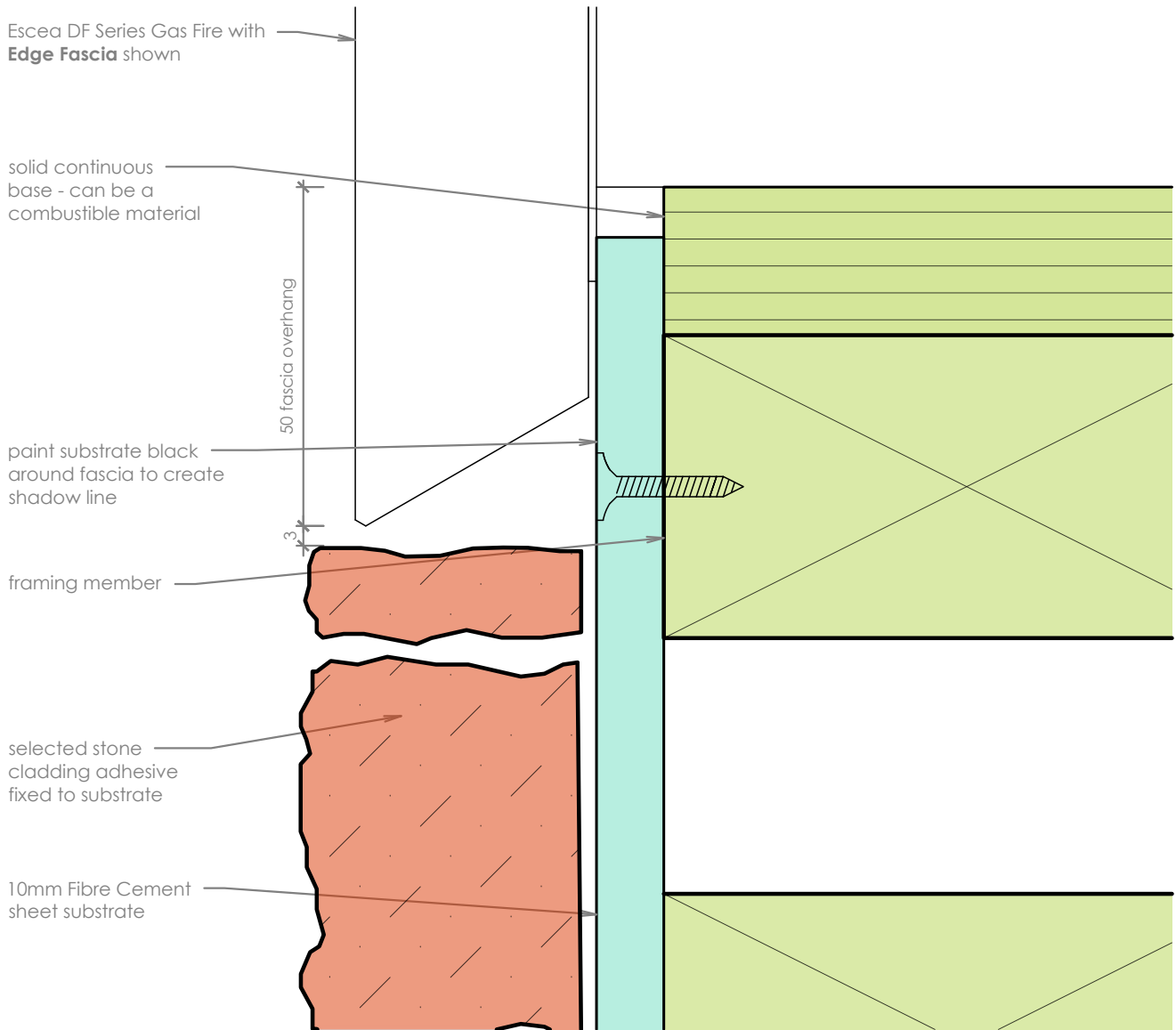
scale 1:1

Notes:

- DO NOT SCALE OFF THESE DRAWINGS. All dimensions are in mm.
- This detail is to assist in the installation of a **Stacked Stone finish** to the DF700 or DF960 Gas Fireplace using the **Edge Fascia**.
- Consider noise attenuation within timber framed cavities. It is advisable to restrain fire to avoid movement.
- Powdercoated fascia's can be easily damaged - handle with care.
- This technical sheet must be read in conjunction with the Escea DF Series Installation Manual, the latest version can be found on our website at www.escea.com.

GENERAL CONSTRUCTION AND FINISHES SHOWN INDICATIVE ONLY

Contact the **ESCEA Architectural Advisory Team** for assistance with the specification of this fire - aa@escea.com



Base Detail

scale 1:1

Notes:

- This detail is to assist in the installation of a **Stacked Stone finish** to the DF700 or DF960 Gas Fireplace using the **Edge Fascia**.
- Consider noise attenuation within timber framed cavities. It is advisable to restrain fire to avoid movement.
- Powdercoated fascia's can be easily damaged - handle with care.
- Give consideration to the overhang of the fascia when setting up the fire - base of the appliance must be at least 52mm above the any adjacent horizontal surface.
- This technical sheet must be read in conjunction with the Escea DF Series Installation Manual, the latest version - can be found on our website at www.escea.com.

GENERAL CONSTRUCTION AND FINISHES SHOWN INDICATIVE ONLY

Contact the **ESCEA Architectural Advisory Team** for assistance with the specification of this fire - aa@escea.com