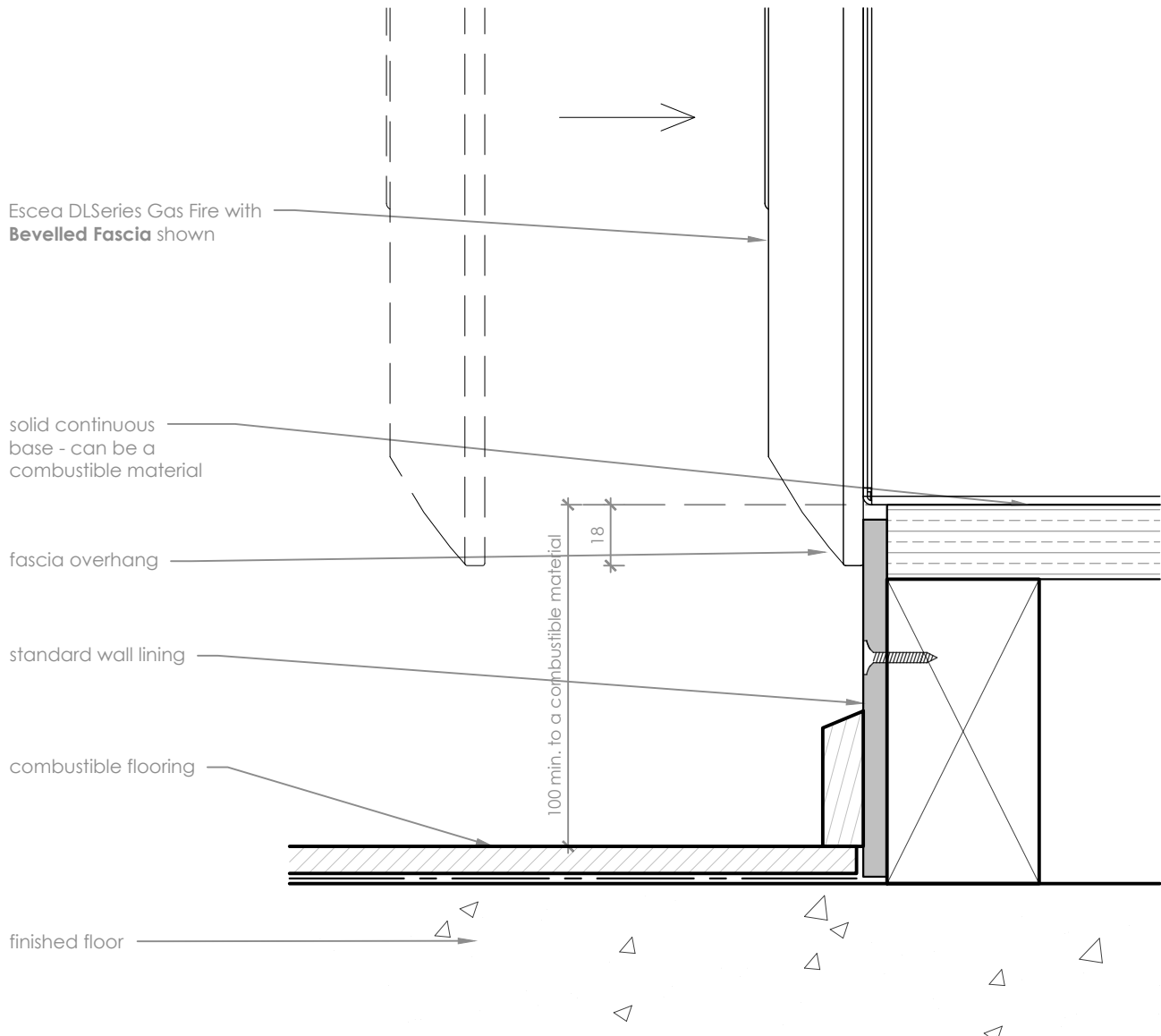


Prolonged unprotected exposure to heat may be detrimental to the appearance or long term performance of a finishing or structural material. Specifier's and installers must ensure that materials used are suitable for the intended project.



Bevelled Fascia Detail

scale 1:2

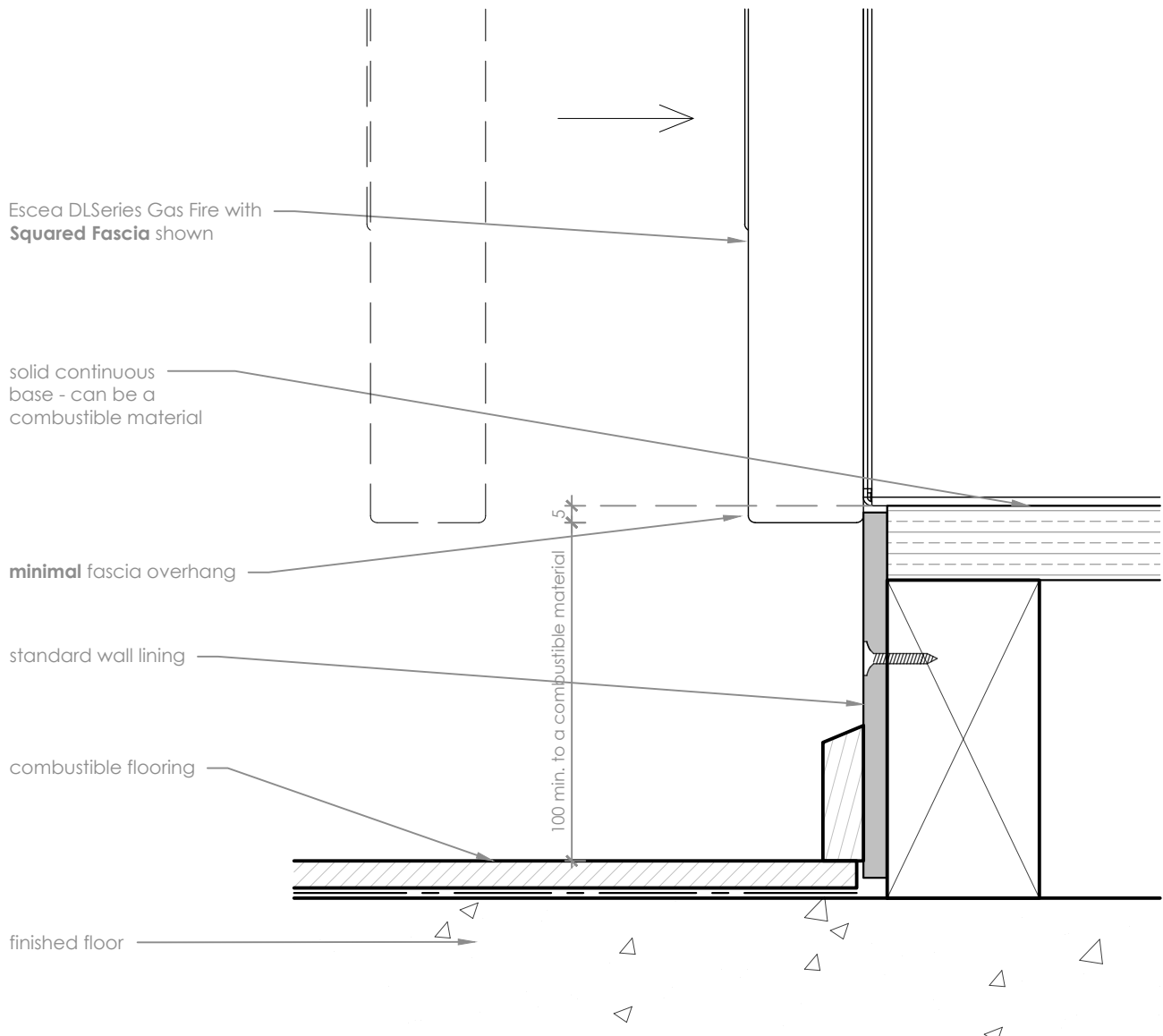
Notes:

- All dimensions are in mm.
- This detail is to assist in the installation of flooring, directly below the fire, with a **Combustible or Heat Sensitive Finish** to the DL850 or DL1100 Gas Fireplace.
- Powdercoated fascia's can be easily damaged - handle with care.
- Give consideration to the overhang of the fascia when setting up the fire - base of the appliance must be at least 21mm above the any adjacent horizontal non-combustible and heat resistant surface.
- This technical sheet must be read in conjunction with the Escea DL Series Installation Manual, the latest version can be found on our website at www.escea.com.

GENERAL CONSTRUCTION AND FINISHES SHOWN INDICATIVE ONLY

Contact the ESCEA Architectural Advisory Team for assistance with the specification of this fire - aa@escea.com

Prolonged unprotected exposure to heat may be detrimental to the appearance or long term performance of a finishing or structural material. Specifier's and installers must ensure that materials used are suitable for the intended project.



Squared Fascia Detail

scale 1:2

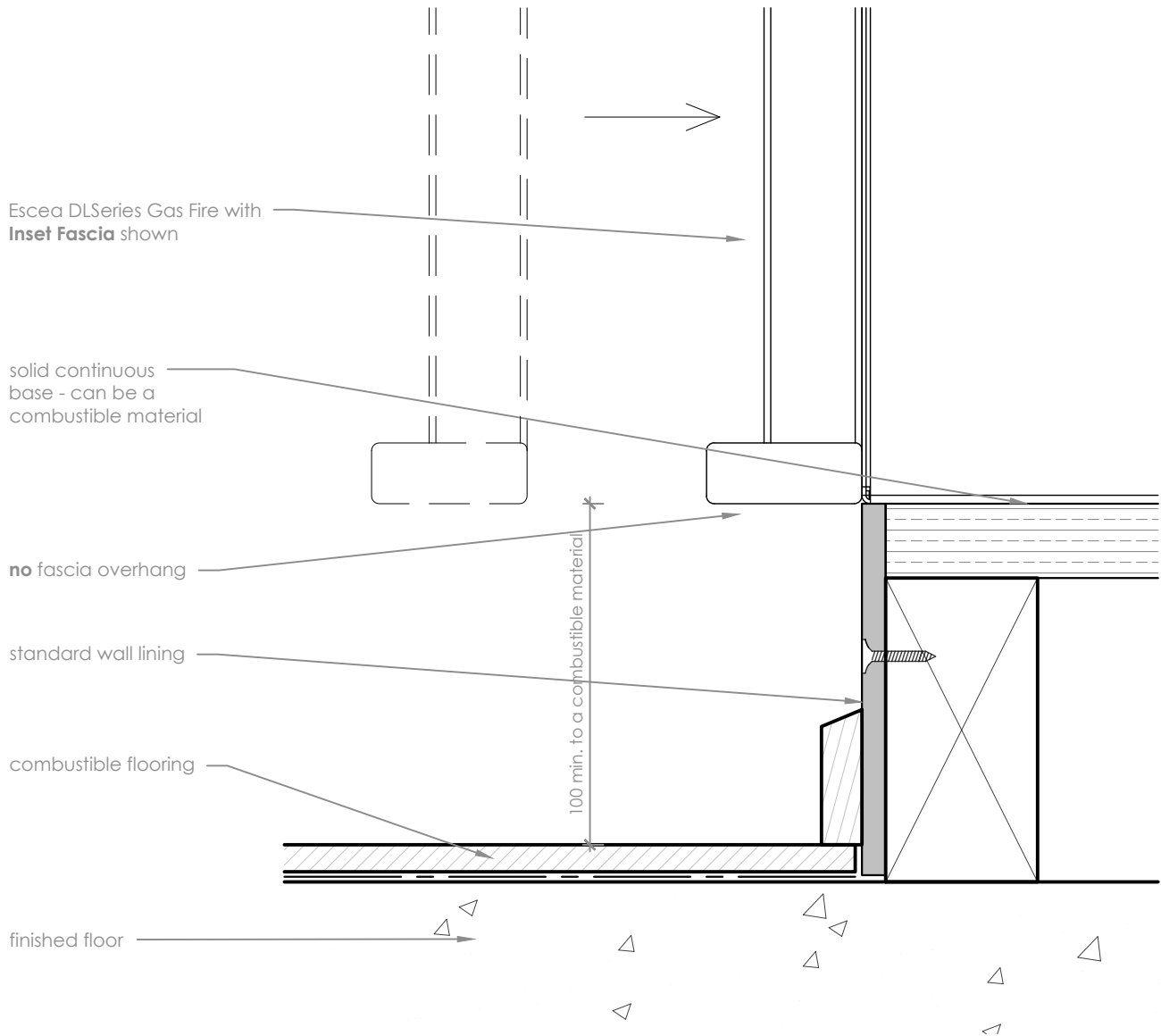
Notes:

- All dimensions are in mm.
- This detail is to assist in the installation of flooring, directly below the fire, with a **Combustible or Heat Sensitive Finish** to the DL850 or DL1100 Gas Fireplace.
- Powdercoated fascia's can be easily damaged - handle with care.
- Give consideration to the overhang of the fascia when setting up the fire - base of the appliance must be at least 30mm above the any adjacent horizontal non-combustible and heat resistant surface.
- This technical sheet must be read in conjunction with the Escea DL Series Installation Manual, the latest version can be found on our website at www.escea.com.

GENERAL CONSTRUCTION AND FINISHES SHOWN INDICATIVE ONLY

Contact the ESCEA Architectural Advisory Team for assistance with the specification of this fire - aa@escea.com

Prolonged unprotected exposure to heat may be detrimental to the appearance or long term performance of a finishing or structural material. Specifier's and installers must ensure that materials used are suitable for the intended project.



Inset Fascia Detail

scale 1:2

Notes:

- All dimensions are in mm.
- This detail is to assist in the installation of flooring, directly below the fire, with a **Combustible or Heat Sensitive Finish** to the DL850 or DL1100 Gas Fireplace.
- Powdercoated fascia's can be easily damaged - handle with care.
- The base of the fascia is designed to sit flush with the base of the appliance - no clearance to any adjacent horizontal non-combustible and heat resistant surface.
- This technical sheet must be read in conjunction with the Escea DL Series Installation Manual, the latest version can be found on our website at www.escea.com.

GENERAL CONSTRUCTION AND FINISHES SHOWN INDICATIVE ONLY

Contact the ESCEA Architectural Advisory Team for assistance with the specification of this fire - aa@escea.com