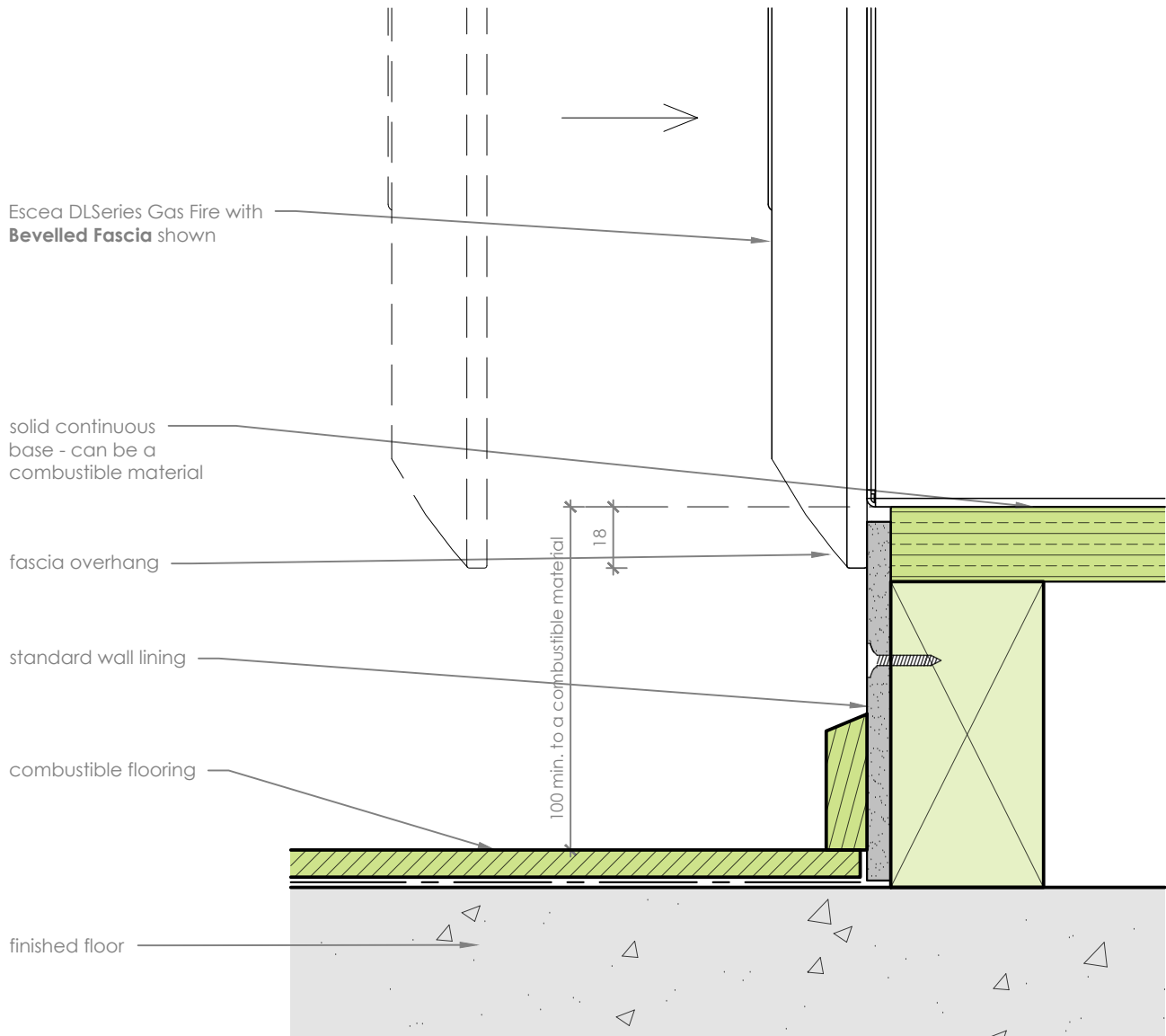


Prolonged unprotected exposure to heat may be detrimental to the appearance or long term performance of a finishing or structural material. Specifier's and installers must ensure that materials used are suitable for the intended project.



## Bevelled Fascia Detail

scale 1:2

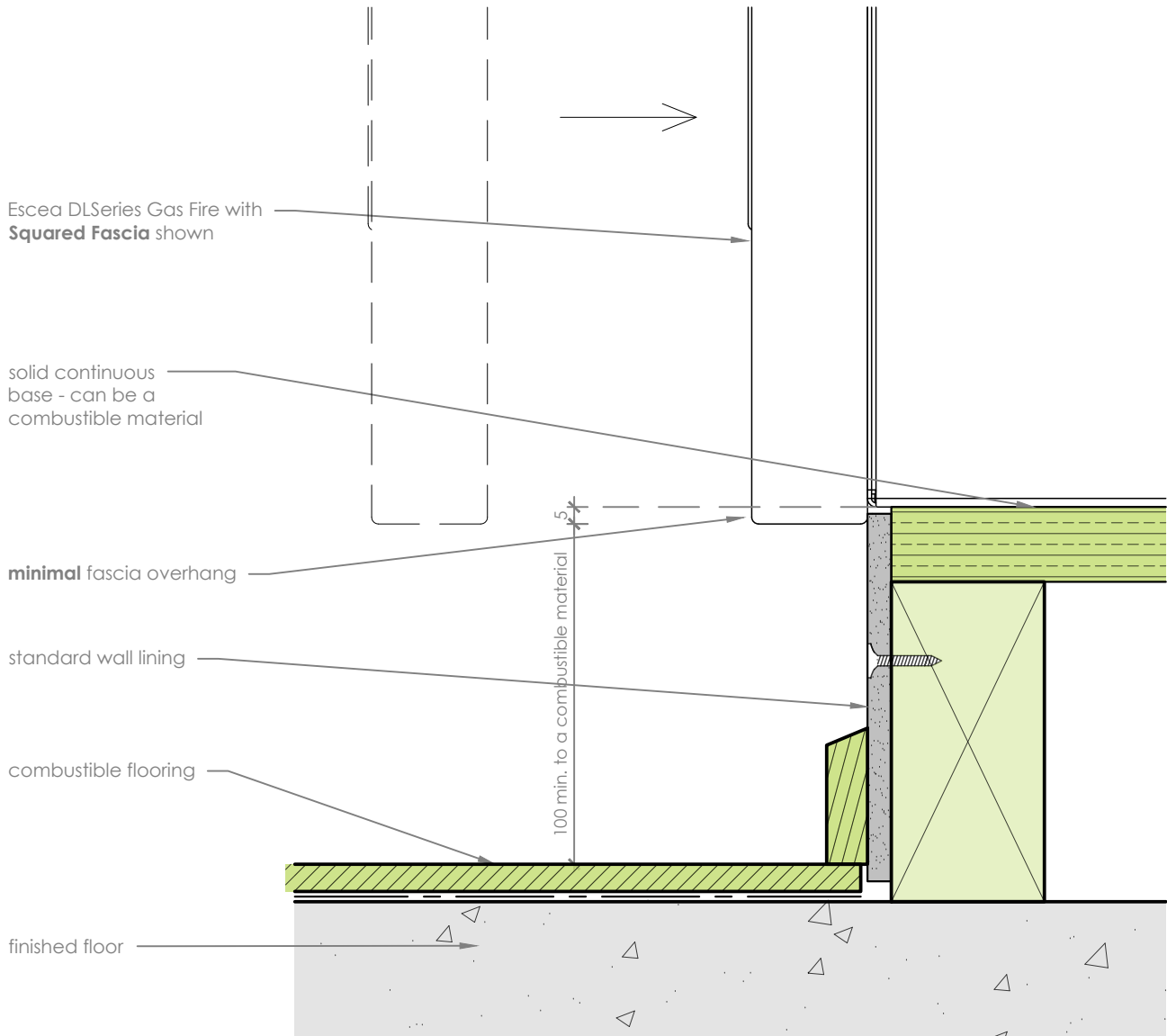
### Notes:

- All dimensions are in mm.
- This detail is to assist in the installation of flooring, directly below the fire, with a **Combustible or Heat Sensitive Finish** to the DL850 or DL1100 Gas Fireplace.
- Powdercoated fascia's can be easily damaged - handle with care.
- Give consideration to the overhang of the fascia when setting up the fire - base of the appliance must be at least 21mm above the any adjacent horizontal non-combustible and heat resistant surface.
- This technical sheet must be read in conjunction with the Escea DL Series Installation Manual, the latest version can be found on our website at [www.escea.com](http://www.escea.com).

GENERAL CONSTRUCTION AND FINISHES SHOWN INDICATIVE ONLY

Contact the ESCEA Architectural Advisory Team for assistance with the specification of this fire - [aa@escea.com](mailto:aa@escea.com)

Prolonged unprotected exposure to heat may be detrimental to the appearance or long term performance of a finishing or structural material. Specifier's and installers must ensure that materials used are suitable for the intended project.



## Squared Fascia Detail

scale 1:2

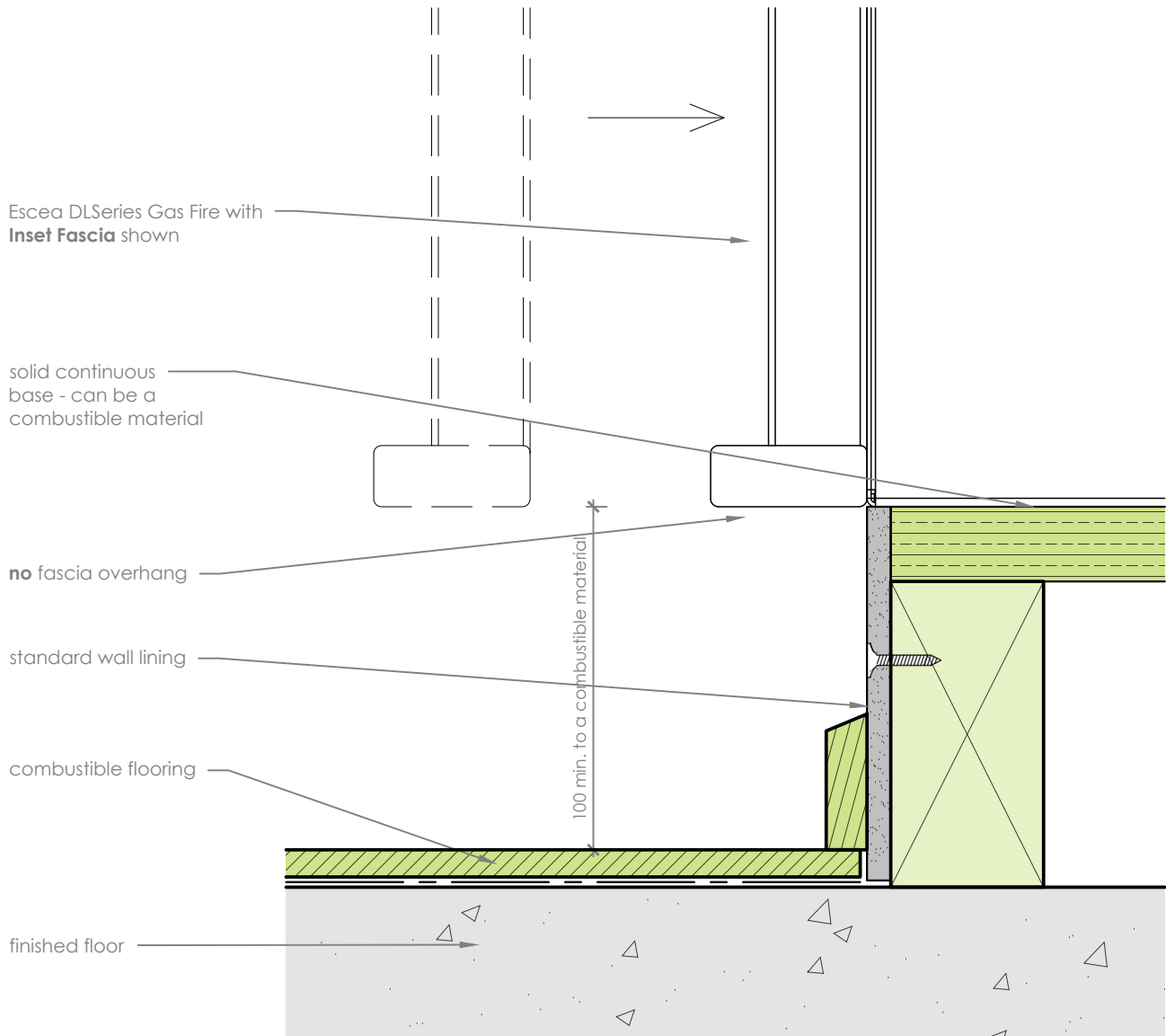
### Notes:

- All dimensions are in mm.
- This detail is to assist in the installation of flooring, directly below the fire, with a **Combustible or Heat Sensitive Finish** to the DL850 or DL1100 Gas Fireplace.
- Powdercoated fascia's can be easily damaged - handle with care.
- Give consideration to the overhang of the fascia when setting up the fire - base of the appliance must be at least 30mm above the any adjacent horizontal non-combustible and heat resistant surface.
- This technical sheet must be read in conjunction with the Escea DL Series Installation Manual, the latest version can be found on our website at [www.escea.com](http://www.escea.com).

GENERAL CONSTRUCTION AND FINISHES SHOWN INDICATIVE ONLY

Contact the ESCEA Architectural Advisory Team for assistance with the specification of this fire - [aa@escea.com](mailto:aa@escea.com)

Prolonged unprotected exposure to heat may be detrimental to the appearance or long term performance of a finishing or structural material. Specifier's and installers must ensure that materials used are suitable for the intended project.



## Inset Fascia Detail

scale 1:2

### Notes:

- All dimensions are in mm.
- This detail is to assist in the installation of flooring, directly below the fire, with a **Combustible or Heat Sensitive Finish** to the DL850 or DL1100 Gas Fireplace.
- Powdercoated fascia's can be easily damaged - handle with care.
- The base of the fascia is designed to sit flush with the base of the appliance - no clearance to any adjacent horizontal non-combustible and heat resistant surface.
- This technical sheet must be read in conjunction with the Escea DL Series Installation Manual, the latest version can be found on our website at [www.escea.com](http://www.escea.com).

GENERAL CONSTRUCTION AND FINISHES SHOWN INDICATIVE ONLY

Contact the ESCEA Architectural Advisory Team for assistance with the specification of this fire - [aa@escea.com](mailto:aa@escea.com)